

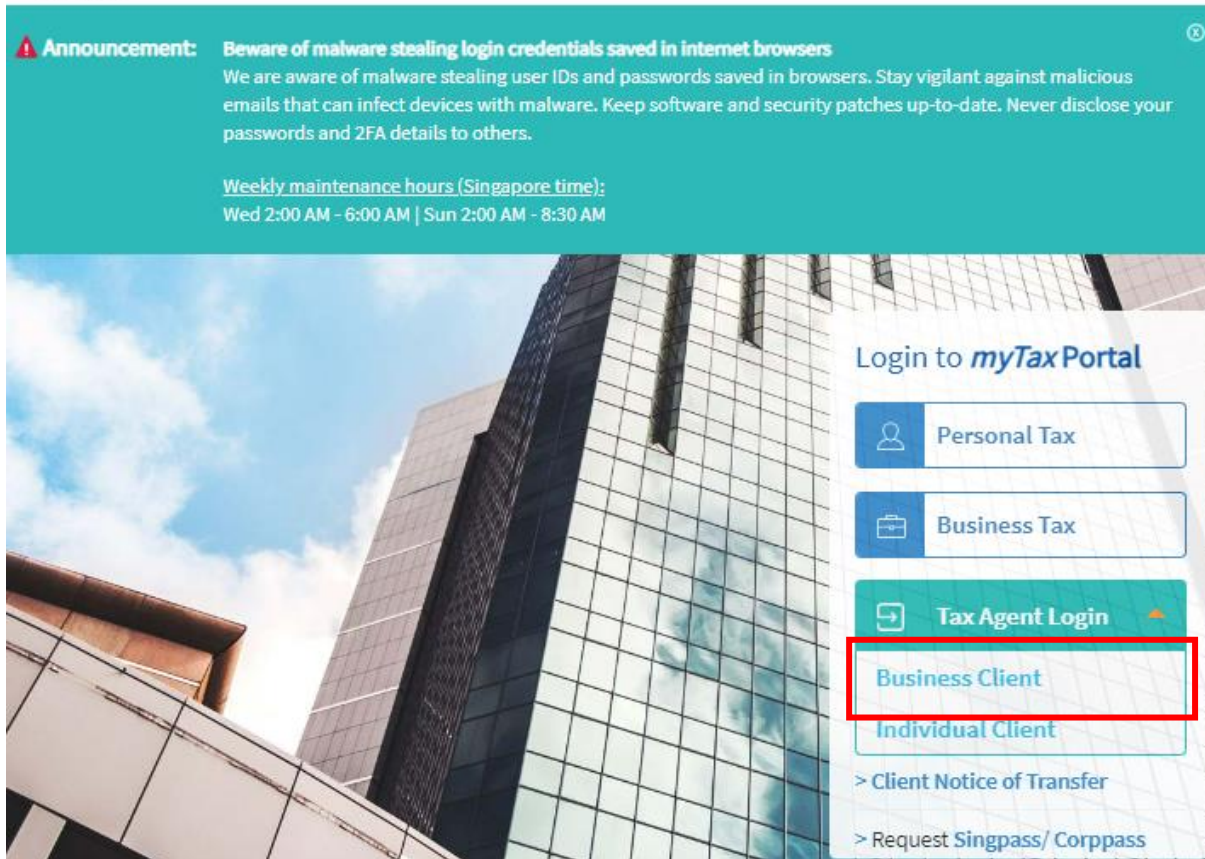
# User Guide – Apply for EIS Cash Payout Digital Service Tax Agent Login



---

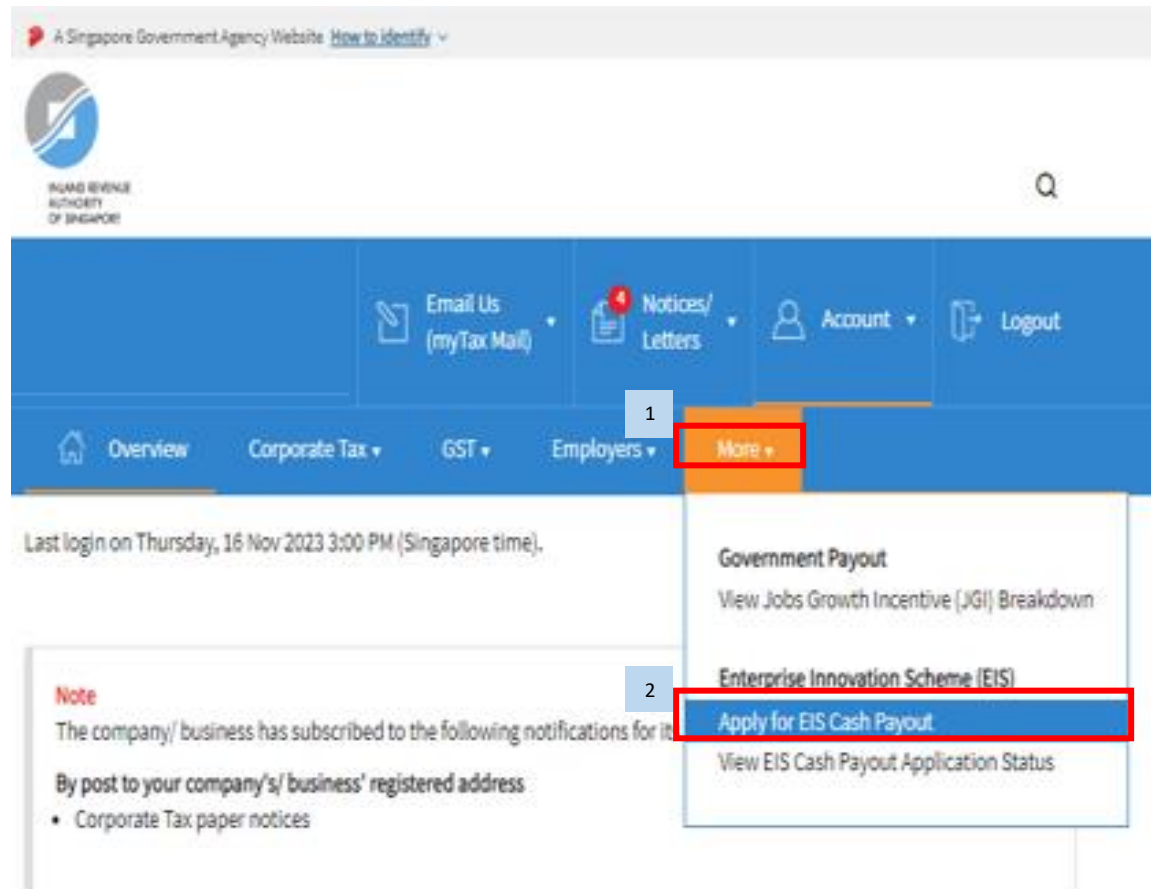
INLAND REVENUE  
AUTHORITY  
OF SINGAPORE

# User Guide (Tax Agent): Apply for EIS Cash Payout



Step	Action/Note
	<b>Logging in to myTax Portal</b>
1	Go to <a href="https://mytax.iras.gov.sg">https://mytax.iras.gov.sg</a>
2	Select <b>Tax Agent Login &gt; Business Client</b>
	<p><u>Note:</u> Tax agents will only be able to apply for EIS cash payout on behalf of their clients who are companies or partnerships.</p> <p>Tax agents will <u>not</u> be able to apply for EIS cash payouts on behalf of their clients whom are individuals.</p> <p>Please inform your clients whom are individuals to login in using their Singpass to apply.</p>


# User Guide (Tax Agent): Apply for EIS Cash Payout



Step	Action/Note
	<b>myTax Portal main menu</b>
1	Click <More>
2	Select <b>“Apply for EIS Cash Payout”</b> under Enterprise Innovation Scheme (EIS)
	<u>Note:</u> The option to Apply for EIS Cash Payout will be displayed only if you have been authorized to act for the company/ partnership business.

# User Guide (Tax Agent): Apply for EIS Cash Payout

A Singapore Government Agency Website [How to identify](#) ▾

 INLAND REVENUE AUTHORITY OF SINGAPORE

Q

Email Us (myTax Mail) ▾ Notices/Letters ▾ Account ▾ Logout

Overview Corporate Tax ▾ GST ▾ Employers ▾ Property ▾ S45 ▾ More ▾

## Client Selection for Apply for EIS Cash Payout

Continue with

Client Tax Ref No. ⓘ

1 UEN-LOCAL CO

2 → NEXT

Step	Action/Note
	<b>Client Selection</b>
1	Select the correct type of “Client Reference No.” from the dropdown list provided. Enter your client’s <b>Tax Reference No.</b>
2	Click <Next> to proceed
	<u>Note:</u> Please refer to the <a href="#">User guide - Apply for EIS Cash Payout</a> for steps on how to proceed with the application.